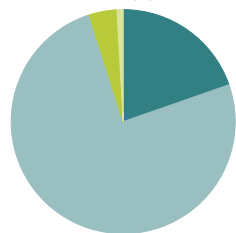


Asset Allocation - Portfolio Shield Conservative

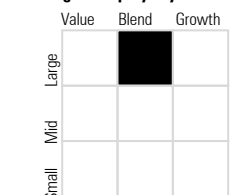
Portfolio Date: 11/1/2022



	%
• Stock	19.7
• Bond	75.4
• Cash	4.0
• Other	0.9
Total	100.0

Equity Style

Morningstar Equity Style Box™



Asset Allocation

Cash %	2.37
US Equity %	19.70
Non-US Equity %	0.28
Bond %	76.65
Other %	0.90

Trailing Returns

Data Point: Return Calculation Benchmark: S&P 500 PR

	YTD	1 Year	3 Years	5 Years	10 Years	19 Years
Portfolio Shield Conservative	-18.56	-18.07	-2.49	1.00	2.97	5.18
S&P 500 PR	-18.76	-15.92	8.43	8.50	10.61	8.07

Risk & MPT Statistics

	3 years	5 years	10 years	15 years
Std Dev	6.77	5.85	4.70	4.98
Cumulative Return	-7.28	5.11	33.94	84.61
Sharpe Ratio	-0.43	-0.01	0.48	0.71
Alpha	-5.18	-1.74	0.35	2.41
Beta	0.23	0.19	0.19	0.17
R2	48.45	36.87	32.69	29.98

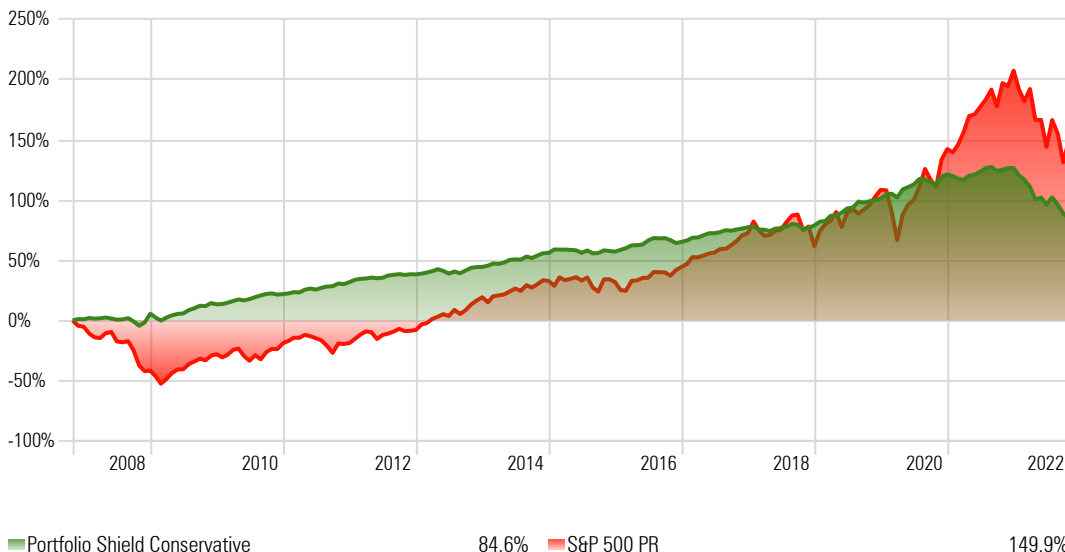
Operations

Firm Name	Atlas Financial Advisors, Inc.
Firm Website	www.atlasfa.com
Manager	Steven P Van Metre
Portfolio Shield Website	www.portfolioshield.net
Base Currency	US Dollar
Inception Date	2/3/2003
Minimum Initial Investment	1,500.00
Investment Objective	Conservative



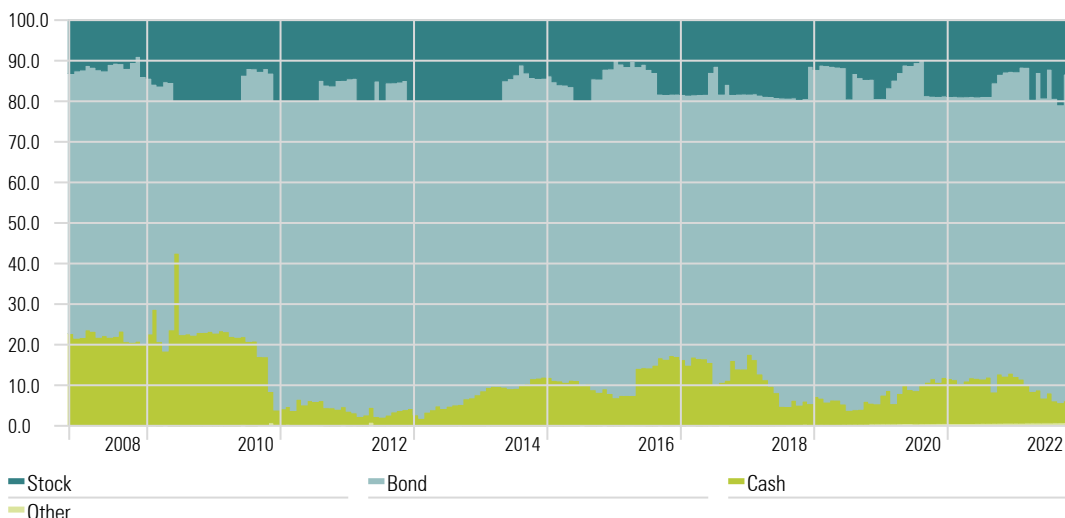
Investment Growth

Time Period: 11/1/2007 to 10/31/2022



Asset Allocation - Portfolio Shield Conservative

Time Period: 11/1/2007 to 10/31/2022



Calendar Year Returns

Data Point: Return Calculation Benchmark: S&P 500 PR

	YTD	2021	2020	2019	2018	2017	2016	2015	2014	2013	2012	2011	2010	2009	2008
Portfolio Shield Conservative	-18.56	2.37	9.99	12.49	0.83	7.38	5.15	0.69	8.01	4.49	4.89	8.17	7.51	7.37	4.61
S&P 500 PR	-18.76	26.89	16.26	28.88	-6.24	19.42	9.54	-0.73	11.39	29.60	13.41	0.00	12.78	23.45	-38.49

Risk

Time Period: 11/1/2007 to 10/31/2022 Calculation Benchmark: S&P 500 PR

	Return	Std Dev	Max Drawdown	Alpha	Beta	R2	Sharpe Ratio (arith)	Cumulative Return
Portfolio Shield Conservative	4.17	4.98	-18.90	2.41	0.17	29.98	0.71	84.61
S&P 500 PR	6.30	16.24	-52.56	0.00	1.00	100.00	0.35	149.91

The hypothetical back-tested information provided herein is illustrative only and derived from a proprietary Model Strategy designed with the benefit of hindsight based on certain data (which may or may not correspond with the data that someone else would use to back-test) and, market or economic condition assumptions, and estimates (not all of which may be specified herein and which are subject to change without notice). The hypothetical returns are (i) gross of annual advisory fee of 1%, (ii) do not take index fees or transaction costs into account, and (iii) do not reflect the reinvestment of dividends or other earnings. Investing involves risk including the possible loss of principal. Atlas Financial Advisors, Inc. makes no assurance that the Model Strategy will achieve its investment objectives.